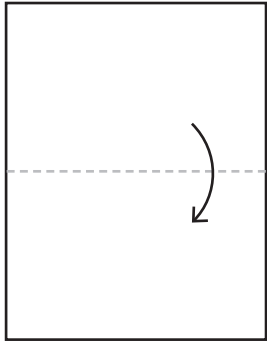




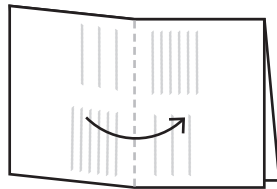
POLLINATOR PASSPORT

FOLDING GUIDE

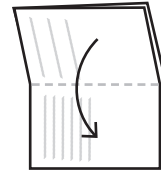


Fold paper in half.

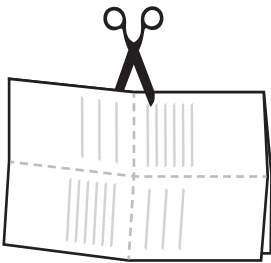
Note: Text should be on the outside.



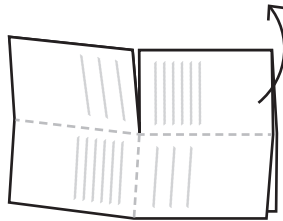
Fold paper in half again.



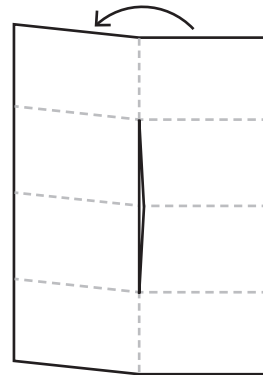
Fold paper in half again, then open paper back to the first fold.



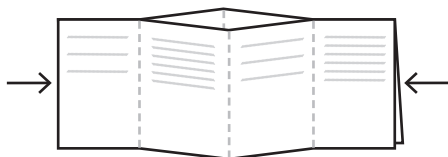
Cut along the center fold to the intersection of the fold lines, creating a slit in the paper.



Open the paper flat.

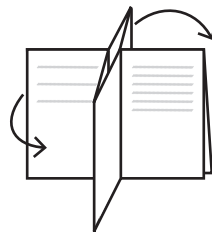


Fold vertically and rotate.



Push the two ends toward each other.

Note: Text should be on the outside.



Find the beginning and end pages and fold together.



Your passport is ready!