



EAT LIKE A BEAR!

SLOTH BEAR SNACK

Zookeepers whip up a “mash” of their own for our sloth bears! Omnivorous sloth bears are famous for their lips, which they use to suck insects out of dirt mounds in the wild. At the zoo, keepers spread the yummy mash into logs and crevices to encourage our bears’ instinctive behaviors of licking and “vacuuming” up the tasty treat.

Bear “Mash” Cookie Recipe

YIELDS 2 DOZEN

INGREDIENTS

½ c. crunchy peanut butter
½ c. brown sugar, packed
1 egg
¾ c. oats
½ c. Grape-Nuts cereal
¼ c. all-purpose flour
½ c. dried pineapple, diced
½ tsp. baking soda
½ c. honey, drizzle for garnish

DIRECTIONS

Mix the dry ingredients (oats, cereal, flour, pineapple and baking soda) in a bowl

In a separate bowl, cream together peanut butter and brown sugar until fluffy, fold in egg

Gradually add dry ingredients to peanut butter mixture and fold together


On a greased baking sheet, drop 2 Tbsp. sized cookies, 2 inches apart

Bake at 350° for 6-8 minutes

Once cool, drizzle with honey


**A recipe for you...
from your zoo!**

@WoodlandParkZoo





RING-TAILED
LEMUR

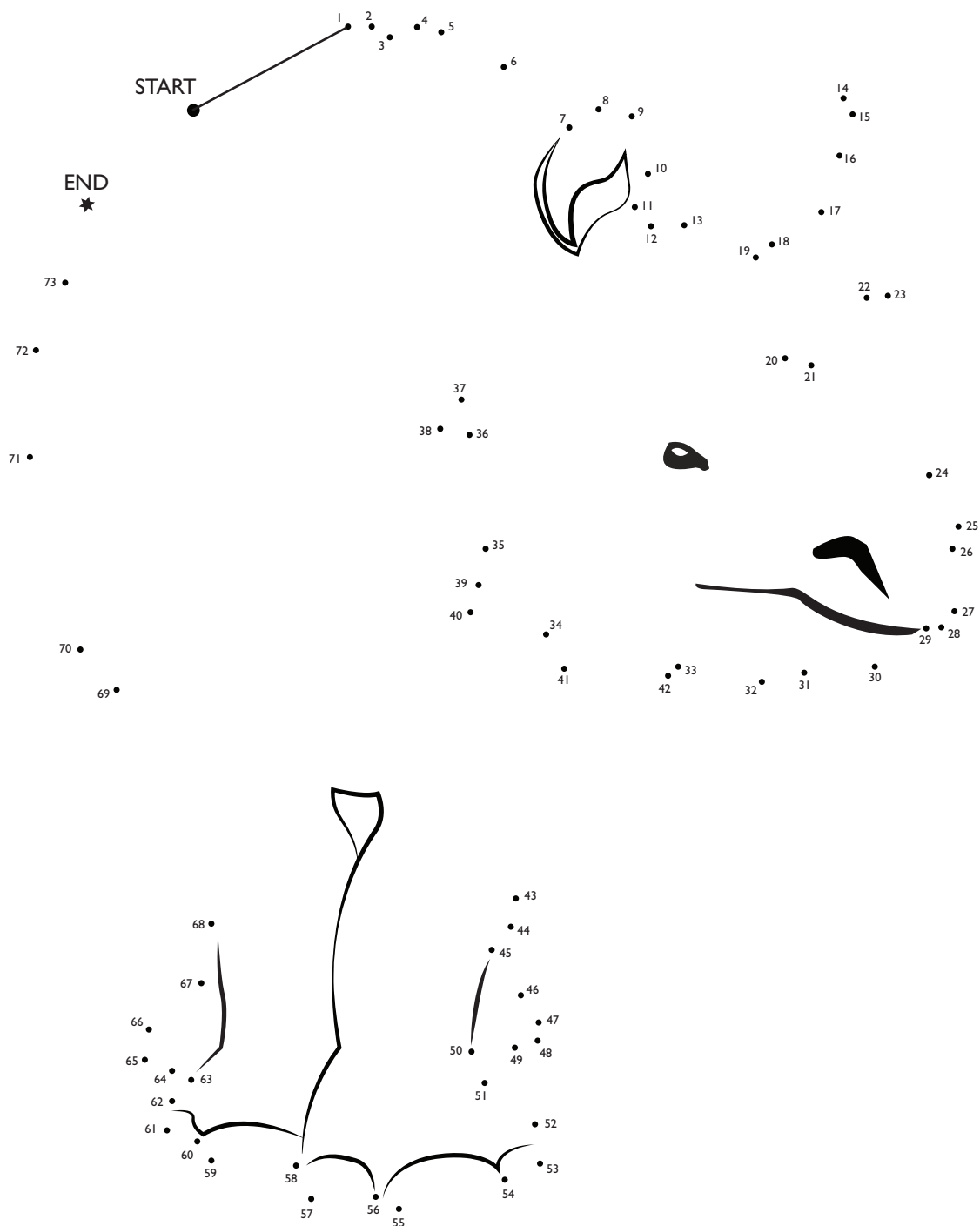


@WoodlandParkZoo



WHAT ANIMAL IS IT?

CONNECT-THE-DOTS




@WoodlandParkZoo

Level: Beginner–Intermediate! Grab your most reliable colored pen or pencil and get to work.

COLOR AND CUT YOUR OWN PUZZLE

Color your picture any way you choose, then cut it out on the dotted lines and try your luck at putting the puzzle back together! Can you do it?



RED PANDA