







Pacific tree frog

| Food | Water (drinking and reproduction) | Shelter | Space |
|---|--|---|--|
| Ants, beetles, and flies, slugs, snails, any insect smaller than 2 inches | Ponds, wetlands, ditches, puddles, marshes, slow moving streams | Logs, rocks, gardens, bushes, trees, brush piles, animal burrows, drainage pipes | Area smaller than your classroom -For breeding, water must be at least 12 inches deep |
|  |  |  |  |