







## Long-toed Salamander

Food	Water (drinking and reproduction)	Shelter	Space
Tadpoles, small fish, beetles, frogs, insects, any insect smaller than 3 inches	Small ponds, river banks, marshes, wetlands	Logs, rocks, leaves, animal burrows, shrubs	The size of your classroom or larger
			



# Pacific tree frog

Food	Water (drinking and reproduction)	Shelter	Space
Ants, beetles, and flies, slugs, snails, any insect smaller than 2 inches	Ponds, wetlands, ditches, puddles, marshes, slow moving streams	Logs, rocks, gardens, bushes, trees, brush piles, animal burrows, drainage pipes	Area smaller than your classroom -For breeding, water must be at least 12 inches deep
