

ZOOMAZIUM

Social Story



HOW TO USE THE GUIDE

- This guide is meant to help young guests enjoy Zoomazium.
- Not every page will be relevant to your visit. Take the pages that are important to you.
- Look for the symbols below on pages that describe areas or activities that may present sensory triggers or benefits.




Animals up
close or lots
of movement



Smelly



Tactile



Loud



Quiet space



On my trip to the zoo, I can visit Zoomazium to play and learn indoors.

Zoomazium is open until 3 p.m. every day except for Tuesdays, when it is closed all day.

When Zoomazium is open, I will see a blue sign out front. I will read the sign to learn information about today in Zoomazium.

When Zoomazium is closed, the blue sign will not be outside. I can play in other parts of the zoo instead, or I can visit animals.





There is a small circular door for children and a big rectangular door for children and adults.

I can push the square button on the right of the big door to automatically open the big door.



If I have a stroller, I will park it outside to the side of the entrance.

I will bring all my snacks inside and store them in the cubbies to keep them away from crows and squirrels.

I cannot eat my snacks inside, but I can eat them outside on the snack patio.



There is a tree decorated with lights in the corner that I can see as I go through the doors to Zoomazium.

The decorations change each season, so they may be different the next time I visit.



The cubbies are a safe place to store jackets, snacks, and other belongings. I can choose if I would like to wear my shoes or store them in a cubby.

The family restrooms are right next to the cubbies. They have two toilets, two child-level sinks, and a changing table.





Masks are encouraged in Zoomazium to help keep everybody healthy. This means I can choose to wear a mask if I want to. I may see some other children and grownups who are wearing masks, and some who are not. I can get a mask from a staff person if I would like one.



Zoo staff are here to help! If I lose my grownup, get hurt, or have a question, I can always ask someone who works at the zoo. They wear green shirts or jackets, tan pants, and a nametag.

If I need something, I can always tell my grownup or a staff person. If I want to, I can point to what I need on this page.



HEADPHONES



WEIGHTED VEST



SENSORY ITEM



BAND-AID



BATHROOM



WATER



SNACK (outside)



DRAWING SUPPLIES



Zoomazium can be a busy place! Lots of children are excited to run and yell while they play, so it may be very noisy.





There is a quiet corner in a less busy part of Zoomazium where I might see babies nursing. There are comfy chairs to sit in and lots of books to read. This is a quiet place to take a break and relax!

Shhh



The outdoor patio is another quiet spot to relax. It is shaded and usually cool. I can eat my snacks on the patio.

Shhh



The Toddler Zone is a gated area with a small mountain, a crawl-through log, a fish tank, and a cave to explore! There is also a screen with animal videos and drums to make music.

This is a special area that helps smaller children stay safe while they play. I will watch out for smaller children if I play in this area.



In the big mountain, the cave area is dark and has video screens with bats and bees in their hive. The videos change with the seasons so next time I come they might be different.

There is a wobbly bridge, and lots of space to climb, crawl and slide.







This is the Strangler Fig climbing tree. The entrance is located behind the tree in the corner. This very large tree can be dark, loud, and busy. It has a climbing structure and slide inside of it.

If I feel scared when I am in the tree, there is a special door on the side of the tree that zoo staff can open to help me get out.



On Sensory Friendly Fridays,
the lights will be more like
the light outside, the sounds
will not be as loud, and the
climbing tree will be closed.
Sensory Friendly Friday in
Zoomazium happens every
Friday!





This is the stage!

When programs are not happening,
anyone can play on the stage.

There will be videos or pictures on
the screen.



At the Puppet Theater, I can put on my own puppet show using the stuffed animals and puppets found in Zoomazium.



Sometimes, animals visit Zoomazium.
An animal might visit at the front desk, or be at the stage after a puppet story called Creature Feature.

I can ask a staff person if I can look closer or touch the animal. If other children want to meet the animal, I will wait in line until it is my turn.

I will wash my hands after I touch an animal.

Different kinds of animals can come to visit. The animal might be a snake, lizard, tortoise, or insect.





At the Nature Nook, I can find items from nature, including some animal parts. I can touch these items carefully.

By the window, there is a plant tank. I can look through the glass to see what is inside!



There is a big tent with chairs and tables for activities. Sometimes the table is busy with lots of children playing. I can share the toys at the tables.




When it is time to clean up, I will hear an announcement on the speakers. Then, I will hear the clean-up song. I will see a picture on the big screen that helps me remember that it is time to clean up. I will put away the toys I was playing with and help others who are cleaning.



Zoomazium
closes soon.

It's time to clean up!

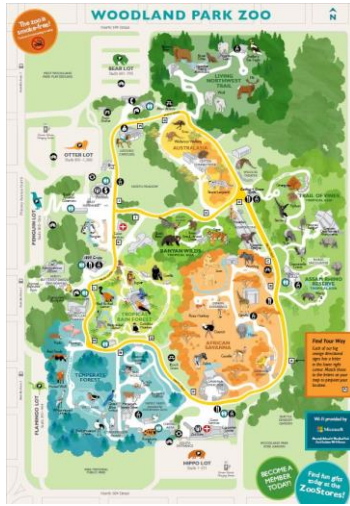




After I clean up, I will get ready to leave Zoomazium. I will get all of my things out of the cubbies.

I may feel sad to leave, but I will be able to come back and play another day.

I can check the schedule at the West or South Entrance to see what else is happening at the zoo today.



VISIT ANIMALS



BATHROOM



SNACK



GO HOME

When I leave Zoomazium, I can tell my grownup what I would like to do next. If I would like to see more animals at the zoo, use the bathroom, have a snack, or go home, I can point to what I would like to do on this page.

What a fun day it was!

To continue your visit,
you can read the Social
Story for the rest of
the zoo [HERE](#).

